


# CH<sup>®</sup> HOT FEED

## IMPORTANT PRODUCT INFORMATION

New

# “QUIK-TAP”



## ELECTRICAL CONNECTOR

Permits Tap, In-Line or Pigtail Splices  
Without Stripping or Soldering Wires

- For low voltage D.C. applications.
- Accepts 18, 16, 14 gauge stranded wire.
- Special brass contact assures solid electrical connections.
- Unique ribs hold wires firmly in place during installation.
- Protects against vibration failure.
- Durable molded housing.
- Fully insulated to prevent short circuits.
- Quick and reliable — no stripping of wires required.
- Easy to install — even in confined areas.
- Locking catch is designed to be reopened for reuse if necessary.
- Splicing instructions included.

No. 30223

No. 30223-BP

Standard packaging: 10 connectors per box.

Includes 5 connectors in attractive bubble pack for convenient display merchandising.


Also available in bulk quantities.

### Splicing Instructions For No. 30223 “Quik-Tap” Connector

Unique ribs hold wires firmly in place by friction to complete installation in confined or difficult position with one hand and a pair of pliers.


#### TO MAKE TAP SPLICE:

1. Press the existing circuit wire into the outer channel.
2. Press the accessory (tap) wire into the inner channel until it touches the stop.
3. Fold cap and base together and squeeze with your fingers.
4. Make the connection by squeezing down with pliers until the cap and base are locked closed.



#### TO MAKE IN-LINE OR PIGTAIL SPLICE:

1. Press one wire into the inner channel until it touches the stop.
2. Press the other wire into the opposite end (in-line) or same end (pigtail) of the outer channel. Be sure the end of the wire does not protrude outside the plastic housing.
3. Follow steps 3 and 4 for tap splice to complete the connection.



BETTER LIGHTS WITH A COLE HERSEE “QUIK-TAP” CONNECTOR  
... YOUR QUALITY CONNECTION



**Cole Hersee Co.**

20 OLD COLONY AVENUE, SOUTH BOSTON, MA., U.S.A. 02127-2467  
Telephone (817) 268-2100

Form No. D-532-A

Supersedes Form No. D-532